



SY16C

Hydraulic Excavator



KEY FEATURES

- Powerful excavation, fast multi-function speed and low fuel consumption
- The SLSS hydraulic system matches pump output to available engine power for greater hydraulic system efficiency and lower fuel consumption
- Small tail swing radius, hydraulically extendable undercarriage and variable width blade make the machine suitable for a variety of working conditions
- Two-way auxiliary hydraulics are standard

Total Weight

1,750 kg - 3,858 lb

Rated Power

11.2 kW @ 2,400 rpm -
15 hp @ 2,400 rpm

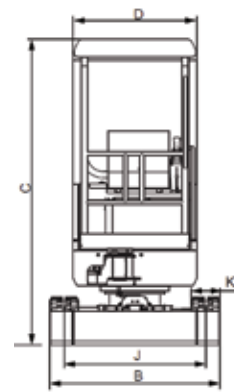
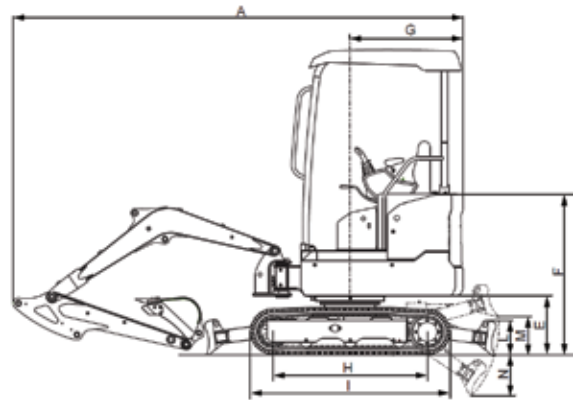
Bucket Digging Force

15.2 kN - 3,417 lb

SY16C Dimensions & Specifications

OVERALL DIMENSIONS

	Standard	Metric
A Transport Length	11' 7"	3575 mm
B Transport Width	3' 2" / 4' 5"	980 / 1350 mm
C Transport Height	7' 11"	2420 mm
D Top Width	6' 2"	980 mm
E Platform Height	1' 6"	470 mm
F Engine Cover Height	4' 2"	1280 mm
G Tail Swing Radius	3' 0"	920 mm
H Track Ground Length	4' 0"	1225 mm
I Track Length	5' 2"	1585 mm
J Track Gauge	2' 5" / 3' 8"	750 / 1120 mm
K Standard Track Shoe Width	0' 10"	230 mm
L Dozer Blade Height	0' 11"	270 mm
M Dozer Blade Max. Height	1' 0"	310 mm
N Dozer Blade Max Depth	1' 0"	320 mm

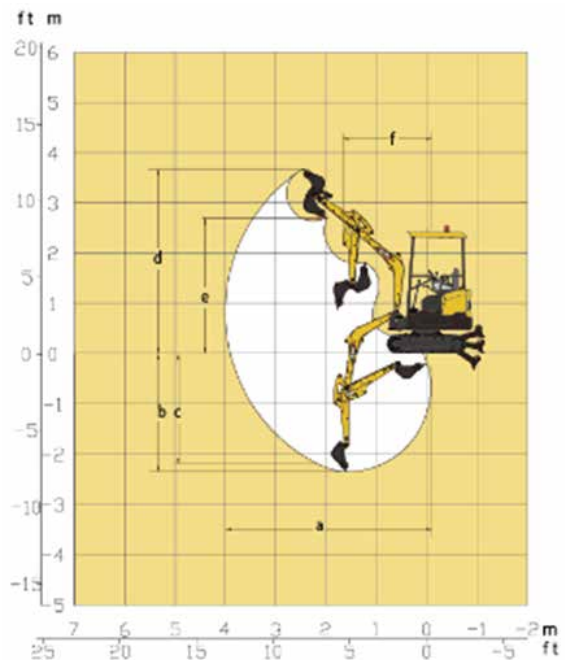


WORKING RANGE

	Standard	Metric
a Maximum Digging Height	12' 3"	3665 mm
b Maximum Dumping Height	8' 8"	2635 mm
c Maximum Digging Depth	7' 9"	2360 mm
d Maximum Vertical Wall Digging Depth	7' 3"	2215 mm
e Maximum Digging Reach	13' 1"	4000 mm
f Minimum Swing Radius	5' 5"	1655 mm
g Maximum Height at Minimum Swing Radius	9' 1"	2745 mm

MACHINE PARAMETERS

Operating Weight	4,023 lb (1825 kg)
Engine Type	Yanmar Tier 4 final
Engine Max Power (Gross)	15.0 hp (11.2 kW) @ 2400 rpm
Engine Max Torque	38.2 lbf-ft (51.8 Nm) @ 1800 rpm
Engine Displacement	60.6 in ³ (0.993 liter)
Main Pump Flow	12.7 gpm (48 lpm)
Swing Speed	10 rpm
Travel Speed	1.3/2.1 mph (2.1/3.7 km/h)
Tractive Effort	3,507 lbf (15.6 kN)
Max Arm Digging Force (SAE)	2,068 lbf (9.2 kN)
Number of Upper Rollers	2
Number of Lower Rollers	3
Fuel Tank Capacity	6.1 gal (23 liter)
Hydraulic Tank Capacity	5.5 gal (21 liter)
Cooling System Capacity	1.0 gal (3.8 liter)
Engine Oil Capacity	0.5 gal (2.0 liter)
Ground Pressure (31.5"/800mm shoes)	4.2 psi (29 kPa)



SANY America Inc.

318 Cooper Circle | Peachtree City, GA 30269
T: 678-251-2810 | F: 770-632-7820

www.sanyamerica.com

